


# HERCULES HOISTS LIMITED



## Push-Pull / Geared / Electric Trolley M series

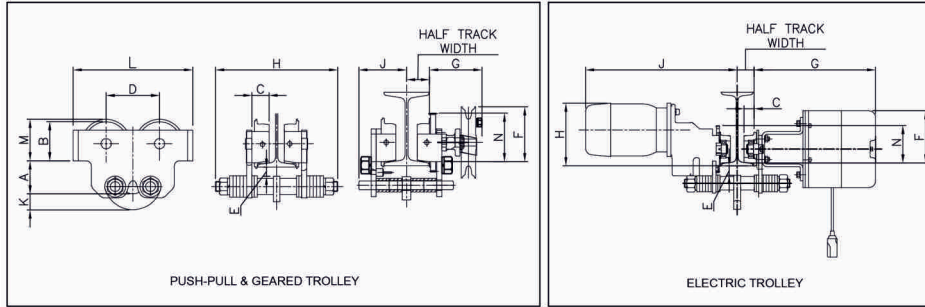
- ◆ Lifting
- ◆ Moving
- ◆ Storing



- ▶ Capacity Range  
1T to 10T
- ▶ Wide range of Beam application  
suitable upto 305 mm flange flat &  
taper beams
- ▶ Anti drop, de-railing guide  
Safe & Stable operation while load  
movement
- ▶ Electric Trolley fitted with limit switch  
& safety brake  
load holding at precise positions
- ▶ Wheel mounted on sealed ball  
bearings  
Life long lubricated for trouble free  
service
- ▶ Anti corrosive powder coated finish  
better aesthetics

**Material Handling. Delivered.**

Redefining Material Handling. Since 1962.

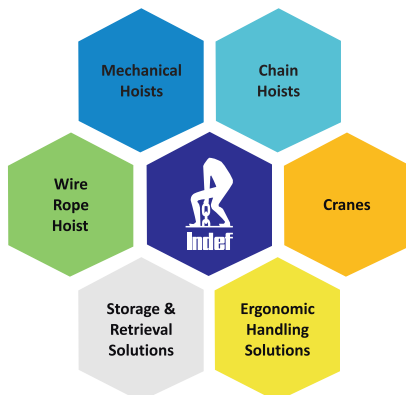


TYPE OF TROLLEY		Push	Push / Geared	Geared	Geared	Electric			
Capacity	MT	0.5	1	3	5	10	1	3	
Inside of wheel flanges mm	Range 1	50-130	58-150	90-160	110-150	140-180	85-150	90-160	
	Range 2	140-200	150-210	160-220	160-210	190-210	150-210	160-220	
	Range 3	210-305	210-305	220-305	215-265	215-245	210-305	220-305	
A Seat of susp. plate to runner tread/beam bottom mm	Range 1 & 2	75	89	110	84	137	89	110	
	Range 3	115	129	155			129	155	
B Runner tread diameter mm		50	65	90	175	225	65	90	
C Runner tread width mm		20	25	30	45	50	25	30	
D Runner centres	(push) mm	70	90	125	-	-	-	-	
	(geared) mm	-	128	157	253	313	128	157	
E Underside of runner to suspension plate		18	28	28	-	-	28	28	
F Underside of runners to suspension plate wheel, geared travel only / control panel mm		101	106	123	-	-	120	120	
G Beam flange to shaft / panel end mm		-	124	124	180	275	287	287	
H Overall width push travel only	Range 1	210	248	276	-	-	-	-	
	Range 2	320	320	340			-	-	
	Range 3	410	410	425			-	-	
H Underside of runner to top of motor		-	-	-	-	-	138	138	
		-	-	-	-	-	-	-	
		-	-	-	-	-	-	-	
J Crossbolt to track centreline on ungeared side (geared trolley only)	Range 1	track widths J mm	-	58-100	100-126	170	210	58-150	90-160
			-	132	152			350-390	360-395
		track widths J mm	-	100-140	126-153			-	-
	Range 2	track widths J mm	-	140-166	153-192	200	225	150-210	160-220
			-	164	184			390-420	395-425
		track widths J mm	-	166-210	192-216			-	-
	Range 3	track widths J mm	-	210-263	216-263	225	240	210-305	220-305
			-	238	205			420-470	425-470
		track widths J mm	-	263-305	263-305			-	-
K Depth of plate range 1, 2 & 3 mm		21	21	34	-	-	21	34	
L Overall length	(push) mm	160	200	275	-	-	-	-	
	(geared) mm	-	280	350	550	690	-	-	
	(Electric) mm	-	-	-	-	-	280	350	
M Underside of runner to flange (push) mm		60	75	105	-	-	75	105	
N Underside of runner to gear tip (geared) mm		-	90	115	-	-	90	115	
Minimum radius of track curve mm	(push)	1250	2000	2500	-	-	-	-	
	(geared)	-	1500	1500	2600	3200	-	-	
	(electric)	-	-	-	-	-	2000	2500	
Push travel weight in Kg.	Range 1	4.0	10.5	18.5	-	-	-	-	
	Range 2	4.5	11.0	20.0			-	-	
	Range 3	6.5	14.5	25.5			-	-	
Geared travel weight in Kg.	Range 1	-	11.5	20.0	70	151	-	-	
	Range 2	-	12.5	21.5	72	153	-	-	
	Range 3	-	16.0	27.0	75	155	-	-	
Electec travel weight in Kg.	Range 1	-	-	-	-	-	22	31	
	Range 2	-	-	-	-	-	23	33	
	Range 3	-	-	-	-	-	26	38	
Speed M/Min. motor HP/RPM		-	-	-	-	-	10	10	
		-	-	-	-	-	0.5/1500	0.5/1500	

Data tolerance ±10%

Note :- Due to continuous development and improvement specification listed above may be changed without notice.

HHL/Product Name/2021 14 10/V2



**HERCULES HOISTS LIMITED**

43/2B, Savroli-Kharpada Road, Dhamani, Khalapur - 410 202, Maharashtra, India

Regional offices: Chennai | Kolkata | New Delhi | Pune

Tel :+91 (0)2192 662511 | Fax: +91 (0) 2192 662504

www.indef.com | enquire@indef.com